


# Kincora Community Association


Statement of Operations  
 Fiscal Year To Date To Dec 31, 2023.  
 Unaudited - For Internal Use Only

	Budget 2023	Actual 2023	Actual 2022	Actual 2021
<b>Revenues</b>				
Community				
Capital Project Fund				
Memberships - 250 @ 20	5,000	4,805.00	4,405.00	1,440.00
Donation - KRA	5,000	5,000.00	5,000.00	5,000.00
Community Garden Grant		0.00		850.00
Calgary Foundation - SVP		0.00		930.00
Donations - Other		1,638.50	5,475.84	7,292.41
Soccer		1,304.75		980.00
Rink				
Sponsor		250.00	500.00	500.00
Firepits	200	0.00		540.00
Event Sponsor Revenue				
Other				
Community Garage Sale	0			
Canada Day Event	0	0.00		560.00
Food Trucks		1,045.40	600.00	600.00
Holiday Light Contest	300	0.00		500.00
Household Clean up	200			
Stampede Breakfast	5,000	8,375.00	14,270.00	
Winter Festival	3,000	3,000.00		
<b>Total Revenue</b>	<b>18,700</b>	<b>25,418.65</b>	<b>30,250.84</b>	<b>19,192.41</b>


Prepared by: Murray Stene

  
\_\_\_\_\_

Reviewed by: AF Anna Fang

  
\_\_\_\_\_

Reviewed by: Brad Thiessen

  
\_\_\_\_\_

Expenses	Budget 2023	Actual 2023	Actual 2022	Actual 2021
Rink				
Repairs, Tools, etc.		-645.01	-3,710.36	-2,794.67
Firepits				
Donations to Comm - SVP & Other	-500	-1,000.00	-2,130.00	-500.00
Dropbox - deleted for 2022				
Event Expenses - Earth Day, Sep Long BBQ, etc		-3,373.24	-8,715.31	-4,383.98
AGM Expense	-100			
Movie Night				
Community Clean up	-200	0.00	-468.68	-322.45
Community Garage Sale	-100			
Canada Day Event	-200			
Stampede Breakfast	-7,000	-10,933.33	-9,187.59	
Soccer Season	-300	-1,238.13	-186.75	-597.25
Sports Event				
Holiday Light Contest	-300	0.00		-421.75
Winter Festival	-3,500	-2,882.43		
Operations Expenses				
Bank Fees - Paypal				
Bank Fees - Stripe	-50	-138.32	-161.56	-83.31
Bank Fees - Other				
Whiteboard	-650	-1,236.37	-105.77	-76.31
FCC Membership	-300	-288.75	-183.75	-288.75
Insurance	-2,500	-2,717.00	-2,869.00	-2,589.78
Office Supplies	-200	-1,589.80	-1,781.31	
Postage / Mailing Service	-200	-191.10	-10.92	-181.65
Web Hosting	-300	-105.00	-155.31	-153.75

<b>Total Expenses</b>	<b>-16,400</b>	<b>-26,338.48</b>	<b>-29,666.31</b>	<b>-12,393.65</b>
-----------------------	----------------	-------------------	-------------------	-------------------


<b>Net Income</b>	<b>2,300</b>	<b>-919.83</b>	<b>584.53</b>	<b>6,798.76</b>
-------------------	--------------	----------------	---------------	-----------------

Cash - Opening Position - From Bank Balance	9,875.73	11,777.20	4,978.44
Change in Cash Position - Matches Net Revenue	-919.83	584.53	6,798.76
<b>Closing Cash Position - Matches Bank Stmt</b>	<b>14,327.69</b>	<b>9,875.73</b>	<b>11,777.20</b>

Prepared by: Murray Stene



Reviewed by: Annie Fong



Reviewed by: Brad Thiessen



# Kincora Community Association


## Statement of Financial Position

At Dec 31, 2023.

Unaudited - For Internal Use Only

	2023	2022
<b>Assets</b>		
Cash - reconciled balance	13,057.40	9,875.73
Prepaid Insurance	2,541.00	2,486.00
<b>Total Assets</b>	<b>15,598.40</b>	<b>12,361.73</b>
<b>Liabilities</b>		
Accrued Liability - Insurance	0.00	0.00
Trade Payables	2,772.00	0.00
Accrued Payables	2,654.79	
Net Assets	10,171.61	12,361.73
<b>Total Liabilities &amp; Net Assets</b>	<b>15,598.40</b>	<b>12,361.73</b>

Prepared by: Murray Stene



---

Reviewed by: Annur Fong



---

Reviewed by: Brend Thiessen



---